

ZHEJIANG TASAN FLOW TECH CO., LTD.

Add.: No.25 Jinbo Road, Bingang Industrial
Zone, Shamen, Yuhuan, Zhejiang, China.

Tel: +86 0576 89925777

Fax: +86 0576 89925775

tasangroup.com



www.tasangroup.com

OEM&ODM
2023

www.tasangroup.com

TASAN

PERFECTION IN FLOW CONTROL

**MANUFACTURER VALVES,
HEATING, FITTINGS**

SINCE 1982

GENERAL INDEX

Ball vave	01-09
Gas Ball vave	10-11
Boiler Valve	12
Pump Valve	13
Automatic Air Vent	13
Relief Valve	13
Combined Air Separator	13
Mainfolds	14
Mainfolds 1 way ~ 4 way	15
Ball Hose Bibcock	16-17
Ball Supply Stop	18-19
Washing Machine Ball valve	20
Angle valve	20
Gate valve	21-22
Float valve	22
Check valve and Foot valve	23-25
Strainer	25
Radiator valve	25-26
Bronze Valves	27
Fittings	28

VB201 10


Ball Valve With Lever Handle, Full Flow



Part Code	Size	Working Pressure		
		Bar		
VB20110N301	1/4"	40	40	160
VB20110N302	3/8"	40	40	160
VB20110N303	1/2"	40	25	100
VB20110N304	3/4"	40	15	60
VB20110N305	1"	40	10	40
VB20110N306	1 1/4"	40	6	24
VB20110N307	1 1/2"	40	4	16
VB20110N308	2"	40	2	8
VB20110N309	2 1/2"	25	-	4
VB20110N310	3"	25	-	2
VB20110N311	4"	25	-	2

VB202 10

Ball Valve With Lever Handle, Full Flow



Part Code	Size	Working Pressure		
		Bar		
VB20210NS301	1/4"	40	40	160
VB20210NS302	3/8"	40	40	160
VB20210NS303	1/2"	40	30	120
VB20210NS304	3/4"	40	20	80
VB20210NS305	1"	40	15	60
VB20210NS306	1 1/4"	25	8	32
VB20210NS307	1 1/2"	25	6	24
VB20210NS308	2"	25	3	12
VB20210NS309	2 1/2"	16	-	4
VB20210NS310	3"	16	-	2
VB20210NS311	4"	16	-	2

VB201 20

Ball Valve With Lever Handle, Full Flow



Part Code	Size	Working Pressure		
		Bar		
VB20120N301	1/4"	40	40	160
VB20120N302	3/8"	40	40	160
VB20120N303	1/2"	40	25	100
VB20120N304	3/4"	40	15	60
VB20120N305	1"	40	10	40
VB20120N306	1 1/4"	40	6	24
VB20120N307	1 1/2"	40	4	16
VB20120N308	2"	40	2	8

VB202 20

Ball Valve With Lever Handle, Full Flow



Part Code	Size	Working Pressure		
		Bar		
VB20220NS301	1/4"	40	40	160
VB20220NS302	3/8"	40	40	160
VB20220NS303	1/2"	40	30	120
VB20220NS304	3/4"	40	20	80
VB20220NS305	1"	40	15	60
VB20220NS306	1 1/4"	25	8	32
VB20220NS307	1 1/2"	25	6	24
VB20220NS308	2"	25	3	12

VB201 01

Ball Valve With T Handle, Full Flow



Part Code	Size	Working Pressure		
		Bar		
VB20101N301	1/4"	40	50	200
VB20101N302	3/8"	40	50	200
VB20101N303	1/2"	40	30	120
VB20101N304	3/4"	40	20	80
VB20101N305	1"	40	15	60

VB202 01

Ball Valve With T Handle, Full Flow



Part Code	Size	Working Pressure		
		Bar		
VB20201NS301	1/4"	40	50	200
VB20201NS302	3/8"	40	50	200
VB20201NS303	1/2"	40	30	120
VB20201NS304	3/4"	40	25	100
VB20201NS305	1"	40	20	80

VB201 11


Ball Valve With T Handle, Full Flow



Part Code	Size	Working Pressure		
		Bar		
VB20111N201	1/4"	40	50	200
VB20111N202	3/8"	40	50	200
VB20111N203	1/2"	40	30	120
VB20111N204	3/4"	40	20	80
VB20111N205	1"	40	15	60


VB202 11

Ball Valve With T Handle, Full Flow



Part Code	Size	Working Pressure		
		Bar		
VB20211NS301	1/4"	40	50	200
VB20211NS302	3/8"	40	50	200
VB20211NS303	1/2"	40	30	120
VB20211NS304	3/4"	40	25	100
VB20211NS305	1"	40	20	80


VB202 30



Ball Valve With Lever Handle, Full Flow

Part Code	Size	Working Pressure	♻️	♻️
		Bar		
VB20230NS301	1/4"	40	40	160
VB20230NS302	3/8"	40	40	160
VB20230NS303	1/2"	40	30	120
VB20230NS304	3/4"	40	20	80
VB20230NS305	1"	40	15	60
VB20230NS306	1 1/4"	25	8	32
VB20230NS307	1 1/2"	25	6	24
VB20230NS308	2"	25	3	12


VB202 21



Ball Valve With T Handle, Full Flow

Part Code	Size	Working Pressure	♻️	♻️
		Bar		
VB20221NS301	1 1/4"	40	50	200
VB20221NS302	3/8"	40	50	200
VB20221NS303	1/2"	40	30	120
VB20221NS304	3/4"	40	25	100
VB20221NS305	1"	40	20	80

VB202 47



Ball Valve With T Handle, Full Flow

Part Code	Size	Working Pressure	♻️	♻️
		Bar		
VB20247NS301	1/2"	25	25	100
VB20247NS302	3/4"	25	20	80
VB20247NS303	1"	25	15	60

VB202 46



Ball Valve With T Handle, Full Flow

Part Code	Size	Working Pressure	♻️	♻️
		Bar		
VB20246NS301	1/2"	25	25	100
VB20246NS302	3/4"	25	20	80
VB20246NS303	1"	25	15	60

VB202 58



Ball Valve With Compression End

Part Code	Size	Working Pressure	♻️	♻️
		Bar		
VB20258N201	15mm	16	20	80
VB20258N202	22mm	16	15	60
VB20258N203	28mm	16	10	40

VB202 85



3-Way Ball Valve With L Ball

Part Code	Size	Working Pressure	♻️	♻️
		Bar		
VB20285N201	1/4"	25	30	120
VB20285N202	3/8"	25	30	120
VB20285N203	1/2"	25	20	80
VB20285N204	3/4"	25	15	60
VB20285N205	1"	25	10	40
VB20285N206	1 1/4"	25	5	20
VB20285N207	1 1/2"	25	3	12
VB20285N208	2"	25	2	8

VB202 86



3-Way Ball Valve With T Ball

Part Code	Size	Working Pressure	♻️	♻️
		Bar		
VB20286N201	1/4"	25	30	120
VB20286N202	3/8"	25	30	120
VB20286N203	1/2"	25	20	80
VB20286N204	3/4"	25	15	60
VB20286N205	1"	25	10	40
VB20286N206	1 1/4"	25	5	20
VB20286N207	1 1/2"	25	3	12
VB20286N208	2"	25	2	8

VB202 54



Ball Valve

Part Code	Size	Working Pressure	♻️	♻️
		Bar		
VB20254N203	1/2"	25	20	80
VB20254N204	3/4"	25	15	60
VB20254N205	1"	25	10	40

VB202 87



Ball Valve With Strainer

Part Code	Size	Working Pressure		
		Bar		
VB20287N203	1/2"	25	18	90
VB20287N204	3/4"	25	10	50
VB20287N205	1"	25	4	20

VB202 41T



TSP Ball Valve With Swivel Nut

Part Code	Size	Working Pressure		
		Bar		
VB20241N204T	3/4"x3/4"	20	20	80
VB20241N205T	1"x1"	20	15	60

VB202 88



Ball Valve With Strainer

Part Code	Size	Working Pressure		
		Bar		
VB20288N203	1/2"	25	18	90
VB20288N204	3/4"	25	10	50
VB20288N205	1"	25	4	20

VB202 91



Ball Valve With T Handle For Multilayer Pipe

Part Code	Size	Working Pressure		
		Bar		
VB20291N303	1/2"x16	16	40	160
VB20291N304	3/4"x20	16	30	120

VB202 45



TSP Ball Valve

Part Code	Size	Working Pressure		
		Bar		
VB20245N203	1/2"	40	20	100
VB20245N204	3/4"	40	15	80
VB20245N205	1"	40	10	60

VB202 92



Ball Valve With T Handle For Multilayer Pipe

Part Code	Size	Working Pressure		
		Bar		
VB20292N303	1/2"x16	16	40	160
VB20292N304	3/4"x20	16	30	120

VB202 41



Ball Valve With Swivel Nut

Part Code	Size	Working Pressure		
		Bar		
VB20241N204	3/4"x3/4"	20	20	80
VB20241N205	1"x1"	20	15	60

VB202 93



Ball Valve With T Handle For Multilayer Pipe

Part Code	Size	Working Pressure		
		Bar		
VB20293N303	16x16	16	40	160
VB20293N304	20x20	16	30	120

S115 10

Ball Valve With Lever Handle,Standard Flow



Part Code	Size	Working Pressure	♻️	♻️
		Bar		
S11510N201	1/4"	40	40	160
S11510N202	3/8"	40	40	160
S11510N203	1/2"	40	30	120
S11510N204	3/4"	40	20	80
S11510N205	1"	40	15	60
S11510N206	1 1/4"	25	8	32
S11510N207	1 1/2"	25	6	24
S11510N208	2"	25	3	12
S11510N209	2 1/2"	16	-	4
S11510N210	3"	16	-	2
S11510N211	4"	16	-	2

S130 10

Ball Valve With Lever Handle,Full Flow



Part Code	Size	Working Pressure	♻️	♻️
		Bar		
S13010N201	1/4"	40	40	160
S13010N202	3/8"	40	40	160
S13010N203	1/2"	40	25	100
S13010N204	3/4"	40	15	60
S13010N205	1"	40	10	40
S13010N206	1 1/4"	40	6	24
S13010N207	1 1/2"	40	4	16
S13010N208	2"	40	2	8
S13010N209	2 1/2"	25	-	4
S13010N210	3"	25	-	2
S13010N211	4"	25	-	2

S115 20

Ball Valve With Lever Handle,Standard Flow



Part Code	Size	Working Pressure	♻️	♻️
		Bar		
S11520N201	1/4"	40	40	160
S11520N202	3/8"	40	40	160
S11520N203	1/2"	40	30	120
S11520N204	3/4"	40	20	80
S11520N205	1"	40	15	60
S11520N206	1 1/4"	25	8	32
S11520N207	1 1/2"	25	6	24
S11520N208	2"	25	3	12

S130 20

Ball Valve With Lever Handle,Full Flow



Part Code	Size	Working Pressure	♻️	♻️
		Bar		
S13020N201	1/4"	40	40	160
S13020N202	3/8"	40	40	160
S13020N203	1/2"	40	25	100
S13020N204	3/4"	40	15	60
S13020N205	1"	40	10	40
S13020N206	1 1/4"	40	6	24
S13020N207	1 1/2"	40	4	16
S13020N208	2"	40	2	8

S115 01

Ball Valve With T Handle,Standard Flow



Part Code	Size	Working Pressure	♻️	♻️
		Bar		
S11501N201	1/4"	40	50	200
S11501N202	3/8"	40	50	200
S11501N203	1/2"	40	30	120
S11501N204	3/4"	40	25	100
S11501N205	1"	40	20	80
S11501N206	1 1/4"	25	12	48

S130 01

Ball Valve With T Handle,Full Flow



Part Code	Size	Working Pressure	♻️	♻️
		Bar		
S13001N201	1/4"	40	50	200
S13001N202	3/8"	40	50	200
S13001N203	1/2"	40	30	120
S13001N204	3/4"	40	20	80
S13001N205	1"	40	15	60

S115 11


Ball Valve With T Handle,Standard Flow



Part Code	Size	Working Pressure	♻️	♻️
		Bar		
S11511N201	1/4"	40	50	200
S11511N202	3/8"	40	50	200
S11511N203	1/2"	40	30	120
S11511N204	3/4"	40	25	100
S11511N205	1"	40	20	80
S11511N206	1 1/4"	25	12	48

S130 11

Ball Valve With T Handle,Full Flow



Part Code	Size	Working Pressure	♻️	♻️
		Bar		
S13011N201	1/4"	40	50	200
S13011N202	3/8"	40	50	200
S13011N203	1/2"	40	30	120
S13011N204	3/4"	40	20	80
S13011N205	1"	40	15	60


S110 01



Mini Ball Valve

Part Code	Size	Working Pressure	♻️	♻️
		Bar		
S11001N701	1/4"	16	100	400
S11001N702	3/8"	16	80	320
S11001N703	1/2"	16	60	240
S11001N704	3/4"	16	40	160

S110 11



Mini Ball Valve

Part Code	Size	Working Pressure	♻️	♻️
		Bar		
S11011N701	1/4"	16	100	400
S11011N702	3/8"	16	80	320
S11011N703	1/2"	16	60	240
S11011N704	3/4"	16	40	160

S111 01



Mini Ball Valve

Part Code	Size	Working Pressure	♻️	♻️
		Bar		
S11101N701	1/4"	16	100	400
S11101N702	3/8"	16	80	320
S11101N703	1/2"	16	60	240
S11101N704	3/4"	16	40	160

S111 11



Mini Ball Valve

Part Code	Size	Working Pressure	♻️	♻️
		Bar		
S11111N701	1/4"	16	100	400
S11111N702	3/8"	16	80	320
S11111N703	1/2"	16	60	240
S11111N704	3/4"	16	40	160

S135 10



Ball Valve For Gas, Full Flow

Part Code	Size	Working Pressure	♻️	♻️
		Bar		
S13510N101	1/4"	5	40	160
S13510N102	3/8"	5	40	160
S13510N103	1/2"	5	25	100
S13510N104	3/4"	5	15	60
S13510N105	1"	5	10	40
S13510N106	1 1/4"	5	6	24
S13510N107	1 1/2"	5	4	16
S13510N108	2"	5	2	8

S135 20



Ball Valve For Gas, Full Flow

Part Code	Size	Working Pressure	♻️	♻️
		Bar		
S13520N101	1/4"	5	40	160
S13520N102	3/8"	5	40	160
S13520N103	1/2"	5	25	100
S13520N104	3/4"	5	15	60
S13520N105	1"	5	10	40
S13520N106	1 1/4"	5	6	24
S13520N107	1 1/2"	5	4	16
S13520N108	2"	5	2	8


S135 01



Ball Valve For Gas, Full Flow

Part Code	Size	Working Pressure	♻️	♻️
		Bar		
S13501N101	1/4"	5	50	200
S13501N102	3/8"	5	50	200
S13501N103	1/2"	5	30	120
S13501N104	3/4"	5	20	80
S13501N105	1"	5	15	60

S135 11



Ball Valve For Gas, Full Flow

Part Code	Size	Working Pressure	♻️	♻️
		Bar		
S13511N101	1/4"	5	50	200
S13511N102	3/8"	5	50	200
S13511N103	1/2"	5	30	120
S13511N104	3/4"	5	20	80
S13511N105	1"	5	15	60


S139 37



Angle Ball Valve For Gas

Part Code	Size	Working Pressure	♻️	♻️
		Bar		
S13937N103	1/2"x1/2"	5	30	120

S139 40



Angle Ball Valve With Revolving Female Nut For Gas

Part Code	Size	Working Pressure	♻️	♻️
		Bar		
S13940N103	1/2"x1/2"	5	25	100
S13940N104	1/2"x3/4"	5	25	100


S137 61



Ball Valve For Gas, Full Flow

Part Code	Size	Working Pressure	♻️	♻️
		Bar		
S13761N102H	3/8"x8	5	40	160
S13761N103H	1/2"x8	5	30	120
S13761N102M	3/8"x13	5	40	160
S13761N103M	1/2"x13	5	30	120

S137 62



Ball Valve For Gas, Full Flow

Part Code	Size	Working Pressure	♻️	♻️
		Bar		
S13762N102H	3/8"x8	5	40	160
S13762N103H	1/2"x8	5	30	120
S13762N102M	3/8"x13	5	40	160
S13762N103M	1/2"x13	5	30	120

S161 95



Boiler Valve

Part Code	Size	Working Pressure	♻️	♻️
		Bar		
S16195N302	3/8"	16	40	160
S16195N303	1/2"	16	40	160
S16195N304	3/4"	16	25	100

S161 95A



Boiler Valve

Part Code	Size	Working Pressure	♻️	♻️
		Bar		
S16195N302A	3/8"	16	50	200
S16195N303A	1/2"	16	50	200
S16195N304A	3/4"	16	30	120

S161 96



Boiler Valve

Part Code	Size	Working Pressure	♻️	♻️
		Bar		
S16196N302	3/8"	16	50	200
S16196N303	1/2"	16	50	200

S161 96A



Boiler Valve

Part Code	Size	Working Pressure	♻️	♻️
		Bar		
S16196N302A	3/8"	16	60	240
S16196N303A	1/2"	16	60	240

S161 96B



Boiler Valve

Part Code	Size	Working Pressure	♻️	♻️
		Bar		
S16196S302B	3/8"	16	80	320
S16196S303B	1/2"	16	80	320

S161 41



Pump Ball Valve

Part Code	Size	Working Pressure Bar		
S16141S057	1"x1/2"	16	20	80

S161 41H



Pump Ball Valve

Part Code	Size	Working Pressure Bar		
S16141S057H	1"x1/2"	16	20	80

S730C



Automatic Air Vent

Part Code	Size	Working Pressure Bar		
S73000S702C	3/8"	10	10	120
S73000S703C	1/2"	10	10	120

S710 10



Relief Valve

Part Code	Size	Working Pressure Bar		
S71010S303	1/2"	2.5–7.0	40	160
S71010S304	3/4"	2.5–7.0	40	160

S710 20



Relief Valve

Part Code	Size	Working Pressure Bar		
S71020S303	1/2"	2.5–7.0	40	160
S71020S304	3/4"	2.5–7.0	40	160

S720 10



Combined Air Separator

Part Code	Size	Working Pressure Bar		
S72010S005	1"	3.0	1	20

Mainfolds & Accessories

S435 10



Manifolds with stop valves

Part Code	Size
S43510N343-2	3/4x1/2x2way
S43510N343-3	3/4x1/2x3way
S43510N343-4	3/4x1/2x4way
S43510N353-2	1x1/2x2way
S43510N353-3	1x1/2x3way
S43510N353-4	1x1/2x4way


Available for Yellow brass

Available color of small handle



Manifolds with ball valves

S434 10



Manifolds with stop valves

Part Code	Size
S43410N343-2	3/4x1/2x2way
S43410N343-3	3/4x1/2x3way
S43410N343-4	3/4x1/2x4way
S43410N353-2	1x1/2x2way
S43410N353-3	1x1/2x3way
S43410N353-4	1x1/2x4way

Available for Yellow brass

Available color of small handle



Manifolds with ball valves/multilayer

S434 50



Part Code	Size
S43450N343-2	3/4x16x2way
S43450N343-3	3/4x16x3way
S43450N343-4	3/4x16x4way
S43450N353-2	1x16x2way
S43450N353-3	1x16x3way
S43450N353-4	1x16x4way

Available for Yellow brass

Available color of small handle



Manifolds for multilayer/PEX/copper pipes

S433 10



Part Code	Size
S43310N043-2	3/4x1/2x2way
S43310N043-3	3/4x1/2x3way
S43310N043-4	3/4x1/2x4way
S43310N053-2	1x1/2x2way
S43310N053-3	1x1/2x3way
S43310N053-4	1x1/2x4way

Available for Yellow brass

Manifolds for multilayer/PEX/copper pipes

S433 20



Part Code	Size
S43320N043-2	3/4x1/2x2way
S43320N043-3	3/4x1/2x3way
S43320N043-4	3/4x1/2x4way
S43320N053-2	1x1/2x2way
S43320N053-3	1x1/2x3way
S43320N053-4	1x1/2x4way

Available for Yellow brass

Distribution Manifolds

S420 60



Part Code	Size
S42060S043	3/4x1/2
S42060S053	1x1/2



Part Code	Size
S42060N043	3/4x1/2
S42060N053	1x1/2

S501 20



Ball Hose Bibcock

Part Code	Size	Working Pressure	♻️	♻️
		Bar		
S50120N202	3/8"	16	15	60
S50120N203	1/2"	16	15	60
S50120N204	3/4"	16	10	40
S50120N205	1"	16	6	24

S501 11



Ball Hose Bibcock

Part Code	Size	Working Pressure	♻️	♻️
		Bar		
S50111N202	3/8"	16	20	80
S50111N203	1/2"	16	20	80
S50111N204	3/4"	16	12	48
S50111N205	1"	16	8	32

S503 20



Ball Hose Bibcock

Part Code	Size	Working Pressure	♻️	♻️
		Bar		
S50320N302	3/8"	16	15	60
S50320N303	1/2"	16	15	60
S50320N304	3/4"	16	10	40
S50320N305	1"	16	6	24

S503 11



Ball Hose Bibcock

Part Code	Size	Working Pressure	♻️	♻️
		Bar		
S50311N302	3/8"	16	20	80
S50311N303	1/2"	16	20	80
S50311N304	3/4"	16	12	48
S50311N305	1"	16	8	32

S504 11



Ball Hose Bibcock

Part Code	Size	Working Pressure	♻️	♻️
		Bar		
S50411N303	1/2"	16	20	80
S50411N304	3/4"	16	12	48
S50411N305	1"	16	8	32

S505 11



Hose Bibcock

Part Code	Size	Working Pressure	♻️	♻️
		Bar		
S50511C303	1/2"	16	15	60
S50511C304	3/4"	16	10	40

S506 11



Hose Bibcock

Part Code	Size	Working Pressure	♻️	♻️
		Bar		
S50611C203	1/2"	16	1	24
S50611C204	3/4"	16	1	24

S507 11



Hose Bibcock

Part Code	Size	Working Pressure	♻️	♻️
		Bar		
S50711C203	1/2"	16	1	24
S50711C204	3/4"	16	1	24

S540



Supply Stop And Washing Machine Valve

Part Code	Size	Working Pressure	♻️	♻️
		Bar		
S54000CP503I	1/2"-10	8	1	40
S54000CP504I	3/4"-10	8	1	40

S541



Bibcock With Washing Machine Valve

Part Code	Size	Working Pressure	♻️	♻️
		Bar		
S54000CP503I	1/2"	8	1	40
S54000CP504I	3/4"	8	1	40

S548



One-piece Spacer For Faucets

Part Code	Size	Working Pressure	♻️	♻️
		Bar		
S54800CP503	1/2"	8	1	60
S54800CP504	3/4"	8	1	60


S520



Ball Supply Stop

Part Code	Size	Working Pressure	♻️	♻️
		Bar		
S52000CP502	1/2"x3/8"	8	1	200
S52000CP503	1/2"x1/2"	8	1	200

S521



Ball Supply Stop With Nut

Part Code	Size	Working Pressure	♻️	♻️
		Bar		
S52100CP503I	1/2"x3/8"-10	8	1	200


S522



Ball Supply Stop With Long Nut

Part Code	Size	Working Pressure	♻️	♻️
		Bar		
S52200CP503I	1/2"x3/8"-10	8	1	200

S523



Ball Supply Stop

Part Code	Size	Working Pressure	♻️	♻️
		Bar		
S52300CP50203	1/2"x3/8"	8	1	200
S52300CP50204	1/2"x1/2"	8	1	200

S524



Ball Supply Stop With Nut

Part Code	Size	Working Pressure	♻️	♻️
		Bar		
S52200CP503I	1/2"x3/8"-10	8	1	200

S525



Ball Supply Stop With Long Nut

Part Code	Size	Working Pressure	♻️	♻️
		Bar		
S52500CP5031	1/2"x3/8"-10	8	1	200


S526



Ball Supply Valve With Filter

Part Code	Size	Working Pressure	♻️	♻️
		Bar		
S52600CP50203	1/2"x3/8"	8	1	200
S52600CP50204	1/2"x1/2"	8	1	200

S527



Ball Supply Valve With Filter And Nut

Part Code	Size	Working Pressure	♻️	♻️
		Bar		
S52700CP5031	1/2"x3/8"-10	8	1	200

S528



Ball Supply Valve With Filter And Long Nut

Part Code	Size	Working Pressure	♻️	♻️
		Bar		
S52800CP5031	1/2"x3/8"-10	8	1	200

S529



Ball Supply Valve With Filter And Articulated Connection

Part Code	Size	Working Pressure	♻️	♻️
		Bar		
T52900CP5031	1/2"x3/8"-10	8	1	200

S530



Washing Machine Ball Valve

Part Code	Size	Working Pressure	♻️	♻️
		Bar		
S53000CP503	1/2"x1/2"	16	1	200
S53000CP504	1/2"x3/4"	16	1	200

S531



Washing Machine Ball Valve

Part Code	Size	Working Pressure	♻️	♻️
		Bar		
S53100CP503	1/2"x1/2"	16	1	200
S53100CP504	1/2"x3/4"	16	1	200

S532



Washing Machine Ball Valve

Part Code	Size	Working Pressure	♻️	♻️
		Bar		
S53200CP50304	1/2"x1/2"x3/4"	8	1	60

S533



Angle Valve

Part Code	Size	Working Pressure	♻️	♻️
		Bar		
S53300CP503	1/2"x1/2"	16	1	100

S534



Angle Valve

Part Code	Size	Working Pressure	♻️	♻️
		Bar		
S53400CP503	1/2"x1/2"	16	1	100

S225 03



Gate Valve, Full Flow

Part Code	Size	Working Pressure	♻️	♻️
		Bar		
S22503S301	1/4"	25	25	100
S22503S302	3/8"	25	25	100
S22503S303	1/2"	25	20	80
S22503S304	3/4"	25	15	60
S22503S305	1"	25	10	40
S22503S306	1 1/4"	25	6	24
S22503S307	1 1/2"	25	4	16
S22503S308	2"	25	2	8
S22503S309	2 1/2"	25	-	8
S22503S310	3"	25	-	4
S22503S311	4"	25	-	2

S220 03



Gate Valve

Part Code	Size	Working Pressure	♻️	♻️
		Bar		
S22003S301	1/4"	20	25	100
S22003S302	3/8"	20	25	100
S22003S303	1/2"	20	20	80
S22003S304	3/4"	20	15	60
S22003S305	1"	20	10	40
S22003S306	1 1/4"	20	6	24
S22003S307	1 1/2"	20	4	16
S22003S308	2"	20	2	8
S22003S309	2 1/2"	20	-	8
S22003S310	3"	20	-	4
S22003S311	4"	20	-	2

S215 02



Gate Valve

Part Code	Size	Working Pressure	♻️	♻️
		Bar		
S21502S301	1/4"	16	25	100
S21502S302	3/8"	16	25	100
S21502S303	1/2"	16	20	80
S21502S304	3/4"	16	15	60
S21502S305	1"	16	10	40
S21502S306	1 1/4"	16	6	24
S21502S307	1 1/2"	16	4	16
S21502S308	2"	16	2	8
S21502S309	2 1/2"	10	-	8
S21502S310	3"	10	-	4
S21502S311	4"	10	-	2

S220 03



Gate Valve, Full Flow, Solder End Connection

Part Code	Size	Working Pressure	♻️	♻️
		Bar		
S22203S3A1	15	16	20	80
S22203S3A2	22	16	15	60
S22203S3A3	28	16	10	40
S22203S3A4	35	16	6	24
S22203S3A5	42	16	4	16
S22203S3A6	50	16	2	8

S223 03



Gate Valve, Full Flow, Compression End Connection

Part Code	Size	Working Pressure	♻️	♻️
		Bar		
S22303S3A1	15	16	20	80
S22303S3A2	22	16	15	60
S22303S3A3	28	16	10	40
S22303S3A4	35	16	6	24
S22303S3A5	42	16	4	16
S22303S3A6	50	16	2	8


S250 03



Stop Valve

Part Code	Size	Working Pressure	♻️	♻️
		Bar		
S25003S301	1/4"	20	25	100
S25003S302	3/8"	20	25	100
S25003S303	1/2"	20	20	80
S25003S304	3/4"	20	15	60
S25003S305	1"	20	10	40
S25003S306	1 1/4"	20	6	24
S25003S307	1 1/2"	20	4	16
S25003S308	2"	20	2	8
S25003S309	2 1/2"	20	-	8
S25003S310	3"	20	-	4
S25003S311	4"	20	-	2

S380



Float Valve

Part Code	Size	Working Pressure	♻️	♻️
		Bar		
S38000S002	3/8"	16	12	120
S38000S003	1/2"	16	10	100
S38000S004	3/4"	16	6	60
S38000S005	1"	16	4	40
S38000S006	1 1/4"	16	2	20
S38000S007	1 1/2"	16	2	20
S38000S008	2"	16	2	20

S310

Universal Check Valve



Part Code	Size	Working Pressure		
		Bar		
S31000S002	3/8"	12	70	280
S31000S003	1/2"	12	50	200
S31000S004	3/4"	12	40	160
S31000S005	1"	12	20	80
S31000S006	1 1/4"	10	15	60
S31000S007	1 1/2"	10	10	40
S31000S008	2"	10	6	24
S31000S009	2 1/2"	8	-	8
S31000S010	3"	8	-	6
S31000S011	4"	8	-	4

S320

Universal Check Valve



Part Code	Size	Working Pressure		
		Bar		
S32000S002	3/8"	25	50	200
S32000S003	1/2"	25	30	120
S32000S004	3/4"	25	20	80
S32000S005	1"	25	15	60
S32000S006	1 1/4"	18	10	40
S32000S007	1 1/2"	18	6	24
S32000S008	2"	18	4	16
S32000S009	2 1/2"	12	-	8
S32000S010	3"	12	-	6
S32000S011	4"	12	-	4

S315

Foot Valve



Part Code	Size	Working Pressure		
		Bar		
S31500S002	3/8"	12	70	280
S31500S003	1/2"	12	50	200
S31500S004	3/4"	12	40	160
S31500S005	1"	12	20	80
S31500S006	1 1/4"	10	15	60
S31500S007	1 1/2"	10	10	40
S31500S008	2"	10	6	24
S31500S009	2 1/2"	8	-	8
S31500S010	3"	8	-	6
S31500S011	4"	8	-	4

S325

Foot Valve



Part Code	Size	Working Pressure		
		Bar		
S32500S002	3/8"	25	750	200
S32500S003	1/2"	25	30	120
S32500S004	3/4"	25	20	80
S32500S005	1"	25	15	60
S32500S006	1 1/4"	18	10	40
S32500S007	1 1/2"	18	6	24
S32500S008	2"	18	4	16
S32500S009	2 1/2"	12	-	8
S32500S010	3"	12	-	6
S32500S011	4"	12	-	4

S301

Strainer For Check Valve



Part Code	Size	Working Pressure		
		Bar		
S30100M002	3/8"	-	70	280
S30100M003	1/2"	-	50	200
S30100M004	3/4"	-	40	160
S30100M005	1"	-	20	80
S30100M006	1 1/4"	-	15	60
S30100M007	1 1/2"	-	10	40
S30100M008	2"	-	6	24
S30100M009	2 1/2"	-	-	8
S30100M010	3"	-	-	6
S30100M011	4"	-	-	4

S330

Foot Valve



Part Code	Size	Working Pressure		
		Bar		
S33000S003	1/2"	10	40	160
S33000S004	3/4"	10	30	120
S33000S005	1"	10	15	60
S33000S006	1 1/4"	8	12	48
S33000S007	1 1/2"	8	8	32
S33000S008	2"	8	5	20
S33000S009	2 1/2"	6	-	8
S33000S010	3"	6	-	6
S33000S011	4"	6	-	4


S340



Swing Check Valve

Part Code	Size	Working Pressure	♻️	♻️
		Bar		
S34000S002	3/8"	12	70	280
S34000S003	1/2"	12	50	200
S34000S004	3/4"	12	40	160
S34000S005	1"	12	20	80
S34000S006	1 1/4"	10	15	60
S34000S007	1 1/2"	10	10	40
S34000S008	2"	10	6	24
S34000S009	2 1/2"	8	-	8
S34000S010	3"	8	-	6
S34000S011	4"	8	-	4

S360



Y Strainer

Part Code	Size	Working Pressure	♻️	♻️
		Bar		
S36000S001	1/4"	20	60	240
S36000S002	3/8"	20	60	240
S36000S003	1/2"	20	40	160
S36000S004	3/4"	20	30	120
S36000S005	1"	20	20	80
S36000S006	1 1/4"	20	10	40
S36000S007	1 1/2"	20	6	24
S36000S008	2"	20	4	16
S36000S009	2 1/2"	16	-	6
S36000S010	3"	16	-	4
S36000S011	4"	16	-	3

S605 01



Straight Fitting In 3 Pieces

Part Code	Size	Working Pressure	♻️	♻️
		Bar		
S60501N002	3/8"	16	80	320
S60501N003	1/2"	16	60	240
S60501N004	3/4"	16	40	160
S60501N005	1"	16	30	120
S60501N006	1 1/4"	16	20	80
S60501N007	1 1/2"	16	12	48
S60501N008	2"	16	6	24

S605 02



Angle Fitting In 3 Pieces

Part Code	Size	Working Pressure	♻️	♻️
		Bar		
S60502N002	3/8"	16	50	200
S60502N003	1/2"	16	40	160
S60502N004	3/4"	16	30	120
S60502N005	1"	16	20	80
S60502N006	1 1/4"	16	12	48
S60502N007	1 1/2"	16	8	32
S60502N008	2"	16	4	16

S401 10



Manual Angle Valve

Part Code	Size	Working Pressure	♻️	♻️
		Bar		
S40110N802	3/8"	16	24	96
S40110N803	1/2"	16	24	96
S40110N804	3/4"	16	12	48

S401 20



Manual Straight Valve

Part Code	Size	Working Pressure	♻️	♻️
		Bar		
S40120N802	3/8"	16	30	120
S40120N803	1/2"	16	30	120
S40120N804	3/4"	16	15	60

S401 30



Angle Lockshield Valve

Part Code	Size	Working Pressure	♻️	♻️
		Bar		
S40130N802	3/8"	16	24	96
S40130N803	1/2"	16	24	96
S40130N804	3/4"	16	12	48

S401 40



Straight Lockshield Valve

Part Code	Size	Working Pressure	♻️	♻️
		Bar		
S40410N802	3/8"	16	30	120
S40410N803	1/2"	16	30	120
S40410N804	3/4"	16	15	60

S185 10



Bronze Ball Valve, Full Flow

Part Code	Size	Working Pressure	♻️	♻️♻️
		Bar		
S18510N203	1/2"	25	25	100
S18510N204	3/4"	25	15	60
S18510N205	1"	25	10	40
S18510N206	1 1/4"	25	6	24
S18510N207	1 1/2"	25	4	16

S241 01



Bronze Gate Valve

Part Code	Size	Working Pressure	♻️	♻️♻️
		Bar		
S24101S303	1/2"	20	20	80
S24101S304	3/4"	20	15	60
S24101S305	1"	20	10	40
S24101S306	1 1/4"	20	6	24
S24101S307	1 1/2"	20	4	16

S270 01



Bronze Globe Valve

Part Code	Size	Working Pressure	♻️	♻️♻️
		Bar		
S27001S303	1/2"	20	20	80
S27001S304	3/4"	20	15	60
S27001S305	1"	20	10	40
S27001S306	1 1/4"	20	6	24
S27001S307	1 1/2"	20	4	16

S350



Bronze Swing Check Valve

Part Code	Size	Working Pressure	♻️	♻️♻️
		Bar		
S35000S003	1/2"	25	40	160
S35000S004	3/4"	25	30	120
S35000S005	1"	25	15	60
S35000S006	1 1/4"	25	10	40
S35000S007	1 1/2"	25	6	24

S366



Bronze Y Strainer

Part Code	Size	Working Pressure	♻️	♻️♻️
		Bar		
S36600S003	1/2"	25	40	160
S36600S004	3/4"	25	30	120
S36600S005	1"	25	20	80
S36600S006	1 1/4"	25	10	40
S36600S007	1 1/2"	25	6	24

T630 Compression fittings for multilayer PEX-AL-PEX pipe



T600 Brass fittings for plumbers installations

